



*CENTRAL
PARK*
CITY WALK

ERIN

 MERAAS



REIMAGINE THE URBAN JUNGLE



Big city living is by definition a fast-paced lifestyle set amongst high rises and bright lights. It is almost a blessing when you get to take refuge in a green space, away from the concrete surroundings. But what if we could blur the lines between urban and nature? Central Park at City Walk brings both of these worlds together. Premium homes and lush green landscapes set in the heart of Dubai create a true park lifestyle community that will make you reimagine what the urban jungle is.



Meraas has illustrated its position as a leading master developer by creating and consistently delivering residential developments that strengthen Dubai's position as a global real estate investment destination of choice. Meraas has built a powerful legacy of developing creative spaces and establishing recognisable landmarks, leading to enriching lifestyle experiences for its residents.

Its cutting-edge portfolio comprises of leading developments across waterfront, urban, and suburban locations in Dubai, such as City Walk Residences, Bluewaters Residences, Nikki Beach Residences, BVLGARI Residences and Port de La Mer, to name but a few. Meraas is synonymous with sophistication and innovation and offers best in class residential developments that appeal to a discerning, global customer.





City Walk is a creative lifestyle space to live, work and play in the heart of Dubai. Conceptualised by world-renowned designers, this high-end destination includes international retail offerings, upscale gourmet restaurants, world-class residences, and luxurious hotels, combining Dubai's love for out-of-the-box thinking with contemporary convenience. Built around movement, sharing, and community, the modern urban mix and easy connectivity make it one of the most prominent and recognisable neighbourhoods in the city.





CONNECTIVITY

Connected to well-established road networks and highways, while being ideally located between Al Wasl Road and Sheikh Zayed Road, Central Park at City Walk is ideally placed for quick and convenient access to major landmarks in Dubai.

1

MINUTE TO
CITY WALK MALL

5

MINUTES TO
COCA-COLA ARENA

10

MINUTES TO
JUMEIRAH BEACH

15

MINUTES TO
BURJ AL ARAB

15

MINUTES TO
DUBAI INT. AIRPORT

15

MINUTES TO
LA MER BEACH

20

MINUTES TO
THE PALM JUMEIRAH

20

MINUTES TO
DUBAI MARINA

50

MINUTES TO
AL MAKTOUM INT. AIRPORT



CENTRAL PARK CITY WALK

Imagine waking up in the heart of the city but opening your curtains and seeing nothing but lush greenery, with a backdrop of the magnificent Dubai skyline. Imagine stepping outside and being able to take part in countless activities all within your own private park. Imagine all of this being surrounded by some of the city's finest restaurants, world-class hotels, massive shopping centres and amazing leisure and entertainment outlets. You don't have to imagine anymore — live re-energised by nature in Central Park at City Walk.



AMENITIES

Central Park at City Walk features such a wide range of facilities and amenities that they cannot all be found in any community in the city. There is something for all age groups to enjoy.



Pools and water play areas | Kids play area | Running track | Dog park | Multi-use games and sports lawns | Tennis and squash courts | Half-court basketball | Skateable landscape | Games tables | Outdoor gym and fitness station | Spa and sauna | Yoga and meditation areas | Dining outlets and retail stores | Function rooms | Nursery | Events area | Picnic pavilions | Outdoor barbeque areas

ERIN



Erin has been conceived from the modern design philosophy of Central Park. With striking views of the verdant park and the iconic Dubai skyline, the residences are set in a prime location within the community. Choose between 1, 2, 3 and 4-bedroom contemporary apartments.

*STATE-OF-THE-ART
FITNESS CENTRE*



*TO KEEP HEALTHY AND
IN GOOD SHAPE*





*LUSH AND EXPANSIVE
PARK WITH*



*AMENITIES FOR
EVERYONE TO ENJOY*

*EVERYTHING
YOU NEED*



*JUST AROUND
THE CORNER*



MASTER PLAN

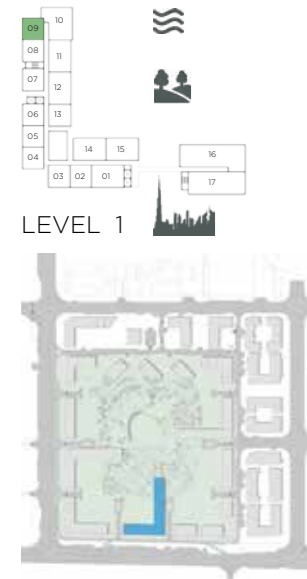


ERIN
FLOOR PLANS

1 BEDROOM APARTMENT TYPE A.1



1 BEDROOM APARTMENT TYPE A.2



UNIT NO.	SUITE AREA		BALCONY AREA		TOTAL AREA	
	SQM	SQFT	SQM	SQFT	SQM	SQFT
109	66.60	716.88	55.13	593.41	121.73	1,310.29

THE MIRRORED UNITS ARE DENOTED AS "M" AS MENTIONED ABOVE

UNIT NO.	SUITE AREA		BALCONY AREA		TOTAL AREA	
	SQM	SQFT	SQM	SQFT	SQM	SQFT
104	66.63	717.20	16.04	172.65	82.67	889.85

THE MIRRORED UNITS ARE DENOTED AS "M" AS MENTIONED ABOVE

1 BEDROOM

APARTMENT TYPE A.3, A.4, A.5



UNIT NO.	SUITE AREA		BALCONY AREA		TOTAL AREA	
	SQM	SQFT	SQM	SQFT	SQM	SQFT
105 106	66.36	714.29	15.89	171.04	82.25	885.33
107M	66.19	712.46	15.90	171.15	82.09	883.61
108M	65.95	709.88	15.89	171.04	81.84	880.92

THE MIRRORED UNITS ARE DENOTED AS "M" AS MENTIONED ABOVE

1 BEDROOM

APARTMENT TYPE A.6, A.7



LEVEL 11



LEVEL 8-10



LEVEL 2-7



UNIT NO.	SUITE AREA		BALCONY AREA		TOTAL AREA	
	SQM	SQFT	SQM	SQFT	SQM	SQFT
204M	66.63	717.20	6.28	67.60	72.91	784.80
209	66.60	716.88	6.28	67.60	72.88	784.47
304M 404M 504M	66.63	717.20	6.19	66.63	72.82	783.83
309 409 509	66.60	716.88	6.19	66.63	72.79	783.51
609 709	66.64	717.31	6.19	66.63	72.83	783.94
804M 904M 1004M	66.73	718.28	6.19	66.63	72.92	784.90
809 909 1009	66.64	717.31	6.28	67.60	72.92	784.90

THE MIRRORED UNITS ARE DENOTED AS "M" AS MENTIONED ABOVE

1 BEDROOM

APARTMENT TYPE A.8, A.9, A.10



UNIT NO.	SUITE AREA		BALCONY AREA		TOTAL AREA	
	SQM	SQFT	SQM	SQFT	SQM	SQFT
205M 206M 305M	66.36	714.29	6.09	65.55	72.45	779.85
306M 405M 406M						
505M 506M 605M						
606M 705M 706M						
805M 806M 905M						
906M 1005M 1006M						
1105M 1106M	66.19	712.46	6.09	65.55	72.28	778.02
207 307 407						
507 607 707						
807 907 1007						
1107						
208M 308M 408M	65.95	709.88	6.09	65.55	72.04	775.43
508M 608M 708M						
808M 908M 1008M						

THE MIRRORED UNITS ARE DENOTED AS "M" AS MENTIONED ABOVE

1 BEDROOM

APARTMENT TYPE B.1



UNIT NO.	SUITE AREA		BALCONY AREA		TOTAL AREA	
	SQM	SQFT	SQM	SQFT	SQM	SQFT
103	70.00	753.47	15.90	171.15	85.90	924.62

THE MIRRORED UNITS ARE DENOTED AS "M" AS MENTIONED ABOVE

1 BEDROOM APARTMENT TYPE B.2



UNIT NO.	SUITE AREA		BALCONY AREA		TOTAL AREA	
	SQM	SQFT	SQM	SQFT	SQM	SQFT
102	69.51	748.20	15.89	171.04	85.40	919.24

THE MIRRORED UNITS ARE DENOTED AS "M" AS MENTIONED ABOVE

1 BEDROOM APARTMENT TYPE B.3



UNIT NO.	SUITE AREA		BALCONY AREA		TOTAL AREA	
	SQM	SQFT	SQM	SQFT	SQM	SQFT
113	70.71	761.12	26.67	287.07	97.38	1,048.19

THE MIRRORED UNITS ARE DENOTED AS "M" AS MENTIONED ABOVE

1 BEDROOM APARTMENT TYPE B.4



UNIT NO.	SUITE AREA		BALCONY AREA		TOTAL AREA	
	SQM	SQFT	SQM	SQFT	SQM	SQFT
203 1103	70.00	753.47	6.28	67.60	76.28	821.07
303 403 503	70.00	753.47	6.19	66.63	76.19	820.10
603 703 803						
903 1003						

THE MIRRORED UNITS ARE DENOTED AS "M" AS MENTIONED ABOVE

1 BEDROOM APARTMENT TYPE B.5, B.6



UNIT NO.	SUITE AREA		BALCONY AREA		TOTAL AREA	
	SQM	SQFT	SQM	SQFT	SQM	SQFT
202 302 402	69.51	748.20	6.09	65.55	75.60	813.75
502 602 702						
802 902 1002						
1102						
213	70.71	761.12	7.00	75.35	77.71	836.46
313 413 513	70.71	761.12	6.09	65.55	76.80	826.67
613 713						

THE MIRRORED UNITS ARE DENOTED AS "M" AS MENTIONED ABOVE

2 BEDROOM APARTMENT TYPE A.1



2 BEDROOM APARTMENT TYPE A.2



UNIT NO.	SUITE AREA		BALCONY AREA		TOTAL AREA	
	SQM	SQFT	SQM	SQFT	SQM	SQFT
110	127.04	1,367.45	81.90	881.56	208.94	2,249.01


THE MIRRORED UNITS ARE DENOTED AS "M" AS MENTIONED ABOVE

UNIT NO.	SUITE AREA		BALCONY AREA		TOTAL AREA			
	SQM	SQFT	SQM	SQFT	SQM	SQFT		
210	127.17	1,368.85	25.47	274.16	152.64	1,643.00		
310	410	510	127.04	1,367.45	25.42	273.62	152.46	1,641.07
610	710							

THE MIRRORED UNITS ARE DENOTED AS "M" AS MENTIONED ABOVE



DISCLAIMER: PLANS, DETAILS AND UNIT ORIENTATION INCLUDED ARE INDICATIVE ONLY AND ARE SUBJECT TO CHANGE BY THE DEVELOPER/SELLER AT ITS SOLE DISCRETION WITHOUT NOTICE AND/OR LIABILITY. ALL IMAGES, INCLUDING FEATURES, FINISHES, FURNISHINGS, VIEW AND SCALE ARE ILLUSTRATIVE ONLY. FINAL AREAS, ORIENTATION, DIMENSIONS, LAYOUT AND MATERIALS MAY DIFFER FROM THOSE STATED.



DISCLAIMER: PLANS, DETAILS AND UNIT ORIENTATION INCLUDED ARE INDICATIVE ONLY AND ARE SUBJECT TO CHANGE BY THE DEVELOPER/SELLER AT ITS SOLE DISCRETION WITHOUT NOTICE AND/OR LIABILITY. ALL IMAGES, INCLUDING FEATURES, FINISHES, FURNISHINGS, VIEW AND SCALE ARE ILLUSTRATIVE ONLY. FINAL AREAS, ORIENTATION, DIMENSIONS, LAYOUT AND MATERIALS MAY DIFFER FROM THOSE STATED.

2 BEDROOM APARTMENT TYPE B.1



2 BEDROOM APARTMENT TYPE B.2



UNIT NO.	SUITE AREA		BALCONY AREA		TOTAL AREA	
	SQM	SQFT	SQM	SQFT	SQM	SQFT
811 911 1011	111.16	1,196.52	6.09	65.55	117.25	1,262.07

THE MIRRORED UNITS ARE DENOTED AS "M" AS MENTIONED ABOVE

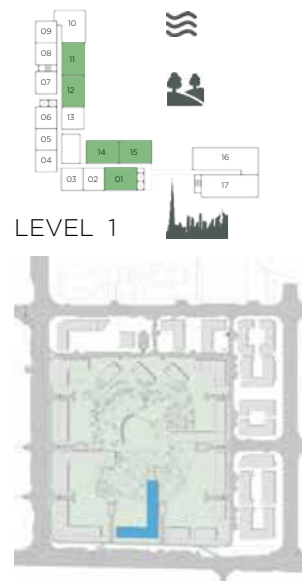


UNIT NO.	SUITE AREA		BALCONY AREA		TOTAL AREA	
	SQM	SQFT	SQM	SQFT	SQM	SQFT
812 912 1012	112.09	1,206.53	12.18	131.10	124.27	1,337.63

THE MIRRORED UNITS ARE DENOTED AS "M" AS MENTIONED ABOVE

2 BEDROOM

APARTMENT TYPE C.1, C.2, C.3, C.4




UNIT NO.	SUITE AREA		BALCONY AREA		TOTAL AREA	
	SQM	SQFT	SQM	SQFT	SQM	SQFT
101M	105.39	1,134.41	23.80	256.18	129.19	1,390.59
111	104.72	1,127.20	38.93	419.04	143.65	1,546.24
112M	104.73	1,127.30	38.92	418.93	143.65	1,546.24
114M	105.32	1,133.66	39.61	426.36	144.93	1,560.01
115M	103.74	1,116.65	40.23	433.03	143.97	1,549.68

THE MIRRORED UNITS ARE DENOTED AS "M" AS MENTIONED ABOVE

2 BEDROOM

APARTMENT TYPE C.5



UNIT NO.	SUITE AREA		BALCONY AREA		TOTAL AREA	
	SQM	SQFT	SQM	SQFT	SQM	SQFT
211	104.50	1,124.83	13.79	148.43	118.29	1,273.26
311 411 511	104.50	1,124.83	12.00	129.17	116.50	1,254.00
611 711						

THE MIRRORED UNITS ARE DENOTED AS "M" AS MENTIONED ABOVE

2 BEDROOM APARTMENT TYPE

C.6, C.7, C.8, C.9



3 BEDROOM APARTMENT TYPE A.1

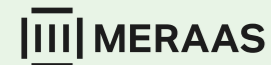


UNIT NO.	SUITE AREA		BALCONY AREA		TOTAL AREA	
	SQM	SQFT	SQM	SQFT	SQM	SQFT
201M 301M 401M	105.39	1,134.41	6.09	65.55	111.48	1,199.96
501M 601M 701M						
801M 901M 1001M						
1101M						
212M	104.73	1,127.30	7.00	75.35	111.73	1,202.65
214M 314M 414M	105.32	1,133.66	6.09	65.55	111.41	1,199.21
514M 614M 714M						
813M 913M 1013M						
215M 315M 415M	104.54	1,125.26	6.09	65.55	110.63	1,190.81
515M 615M 715M						
814M 914M 1014M						
312M 412M 512M	104.73	1,127.30	6.09	65.55	110.82	1,192.86
612M 712M						
815	104.59	1,125.80	6.56	70.61	111.15	1,196.41
915	104.59	1,125.80	6.46	69.53	111.05	1,195.33
1111M	105.34	1,133.87	6.09	65.55	111.43	1,199.42
1112M	104.52	1,125.04	6.09	65.55	110.61	1,190.60


THE MIRRORED UNITS ARE DENOTED AS "M" AS MENTIONED ABOVE

UNIT NO.	SUITE AREA		BALCONY AREA		TOTAL AREA	
	SQM	SQFT	SQM	SQFT	SQM	SQFT
117	185.61	1,997.89	77.85	837.97	263.46	2,835.86

THE MIRRORED UNITS ARE DENOTED AS "M" AS MENTIONED ABOVE



DISCLAIMER: PLANS, DETAILS AND UNIT ORIENTATION INCLUDED ARE INDICATIVE ONLY AND ARE SUBJECT TO CHANGE BY THE DEVELOPER/SELLER AT ITS SOLE DISCRETION WITHOUT NOTICE AND/OR LIABILITY. ALL IMAGES, INCLUDING FEATURES, FINISHES, FURNISHINGS, VIEW AND SCALE ARE ILLUSTRATIVE ONLY. FINAL AREAS, ORIENTATION, DIMENSIONS, LAYOUT AND MATERIALS MAY DIFFER FROM THOSE STATED.



DISCLAIMER: PLANS, DETAILS AND UNIT ORIENTATION INCLUDED ARE INDICATIVE ONLY AND ARE SUBJECT TO CHANGE BY THE DEVELOPER/SELLER AT ITS SOLE DISCRETION WITHOUT NOTICE AND/OR LIABILITY. ALL IMAGES, INCLUDING FEATURES, FINISHES, FURNISHINGS, VIEW AND SCALE ARE ILLUSTRATIVE ONLY. FINAL AREAS, ORIENTATION, DIMENSIONS, LAYOUT AND MATERIALS MAY DIFFER FROM THOSE STATED.

3 BEDROOM APARTMENT TYPE A.2



UNIT NO.	SUITE AREA		BALCONY AREA		TOTAL AREA	
	SQM	SQFT	SQM	SQFT	SQM	SQFT
218	185.29	1,994.44	35.19	378.78	220.48	2,373.23
318 418 518	185.29	1,994.44	35.23	379.21	220.52	2,373.66

THE MIRRORED UNITS ARE DENOTED AS "M" AS MENTIONED ABOVE

3 BEDROOM APARTMENT TYPE B.1



UNIT NO.	SUITE AREA		BALCONY AREA		TOTAL AREA	
	SQM	SQFT	SQM	SQFT	SQM	SQFT
1108	154.98	1,668.19	225.85	2,431.03	380.83	4,099.22

THE MIRRORED UNITS ARE DENOTED AS "M" AS MENTIONED ABOVE



DISCLAIMER: PLANS, DETAILS AND UNIT ORIENTATION INCLUDED ARE INDICATIVE ONLY AND ARE SUBJECT TO CHANGE BY THE DEVELOPER/SELLER AT ITS SOLE DISCRETION WITHOUT NOTICE AND/OR LIABILITY. ALL IMAGES, INCLUDING FEATURES, FINISHES, FURNISHINGS, VIEW AND SCALE ARE ILLUSTRATIVE ONLY. FINAL AREAS, ORIENTATION, DIMENSIONS, LAYOUT AND MATERIALS MAY DIFFER FROM THOSE STATED.



DISCLAIMER: PLANS, DETAILS AND UNIT ORIENTATION INCLUDED ARE INDICATIVE ONLY AND ARE SUBJECT TO CHANGE BY THE DEVELOPER/SELLER AT ITS SOLE DISCRETION WITHOUT NOTICE AND/OR LIABILITY. ALL IMAGES, INCLUDING FEATURES, FINISHES, FURNISHINGS, VIEW AND SCALE ARE ILLUSTRATIVE ONLY. FINAL AREAS, ORIENTATION, DIMENSIONS, LAYOUT AND MATERIALS MAY DIFFER FROM THOSE STATED.

3 BEDROOM APARTMENT TYPE C.1, C.2



3 BEDROOM APARTMENT TYPE D.1



UNIT NO.	SUITE AREA		BALCONY AREA		TOTAL AREA	
	SQM	SQFT	SQM	SQFT	SQM	SQFT
216M	139.84	1,505.23	12.59	135.52	152.43	1,640.74
219	141.29	1,520.83	12.11	130.35	153.40	1,651.18
316M 416M 516M	139.84	1,505.23	12.56	135.19	152.40	1,640.42
616M 716M	141.29	1,520.83	12.13	130.57	153.42	1,651.40
319 419 519	141.29	1,520.83	12.13	130.57	153.42	1,651.40
619 719	141.29	1,520.83	12.13	130.57	153.42	1,651.40
818	141.40	1,522.02	11.97	128.84	153.37	1,650.86
918 1018 1114	141.29	1,520.83	12.07	129.92	153.36	1,650.75

THE MIRRORED UNITS ARE DENOTED AS "M" AS MENTIONED ABOVE



UNIT NO.	SUITE AREA		BALCONY AREA		TOTAL AREA	
	SQM	SQFT	SQM	SQFT	SQM	SQFT
817	157.28	1,692.95	54.69	588.68	211.97	2,281.63

THE MIRRORED UNITS ARE DENOTED AS "M" AS MENTIONED ABOVE



DISCLAIMER: PLANS, DETAILS AND UNIT ORIENTATION INCLUDED ARE INDICATIVE ONLY AND ARE SUBJECT TO CHANGE BY THE DEVELOPER/SELLER AT ITS SOLE DISCRETION WITHOUT NOTICE AND/OR LIABILITY. ALL IMAGES, INCLUDING FEATURES, FINISHES, FURNISHINGS, VIEW AND SCALE ARE ILLUSTRATIVE ONLY. FINAL AREAS, ORIENTATION, DIMENSIONS, LAYOUT AND MATERIALS MAY DIFFER FROM THOSE STATED.



DISCLAIMER: PLANS, DETAILS AND UNIT ORIENTATION INCLUDED ARE INDICATIVE ONLY AND ARE SUBJECT TO CHANGE BY THE DEVELOPER/SELLER AT ITS SOLE DISCRETION WITHOUT NOTICE AND/OR LIABILITY. ALL IMAGES, INCLUDING FEATURES, FINISHES, FURNISHINGS, VIEW AND SCALE ARE ILLUSTRATIVE ONLY. FINAL AREAS, ORIENTATION, DIMENSIONS, LAYOUT AND MATERIALS MAY DIFFER FROM THOSE STATED.

3 BEDROOM APARTMENT TYPE D.2



UNIT NO.	SUITE AREA		BALCONY AREA		TOTAL AREA	
	SQM	SQFT	SQM	SQFT	SQM	SQFT
917 1017	157.28	1,692.95	35.09	377.71	192.37	2,070.65

THE MIRRORED UNITS ARE DENOTED AS "M" AS MENTIONED ABOVE

3 BEDROOM APARTMENT TYPE E.1



UNIT NO.	SUITE AREA		BALCONY AREA		TOTAL AREA	
	SQM	SQFT	SQM	SQFT	SQM	SQFT
810	151.29	1,628.47	66.73	718.28	218.02	2,346.75

THE MIRRORED UNITS ARE DENOTED AS "M" AS MENTIONED ABOVE

3 BEDROOM APARTMENT TYPE E.2



4 BEDROOM APARTMENT TYPE A.1



LEVEL 9-10



LEVEL 1



UNIT NO.	SUITE AREA		BALCONY AREA		TOTAL AREA	
	SQM	SQFT	SQM	SQFT	SQM	SQFT
910 1010	151.29	1,628.47	23.13	248.97	174.42	1,877.44

THE MIRRORED UNITS ARE DENOTED AS "M" AS MENTIONED ABOVE

UNIT NO.	SUITE AREA		BALCONY AREA		TOTAL AREA	
	SQM	SQFT	SQM	SQFT	SQM	SQFT
116	222.10	2,390.66	81.19	873.92	303.29	3,264.59

THE MIRRORED UNITS ARE DENOTED AS "M" AS MENTIONED ABOVE



DISCLAIMER: PLANS, DETAILS AND UNIT ORIENTATION INCLUDED ARE INDICATIVE ONLY AND ARE SUBJECT TO CHANGE BY THE DEVELOPER/SELLER AT ITS SOLE DISCRETION WITHOUT NOTICE AND/OR LIABILITY. ALL IMAGES, INCLUDING FEATURES, FINISHES, FURNISHINGS, VIEW AND SCALE ARE ILLUSTRATIVE ONLY. FINAL AREAS, ORIENTATION, DIMENSIONS, LAYOUT AND MATERIALS MAY DIFFER FROM THOSE STATED.



DISCLAIMER: PLANS, DETAILS AND UNIT ORIENTATION INCLUDED ARE INDICATIVE ONLY AND ARE SUBJECT TO CHANGE BY THE DEVELOPER/SELLER AT ITS SOLE DISCRETION WITHOUT NOTICE AND/OR LIABILITY. ALL IMAGES, INCLUDING FEATURES, FINISHES, FURNISHINGS, VIEW AND SCALE ARE ILLUSTRATIVE ONLY. FINAL AREAS, ORIENTATION, DIMENSIONS, LAYOUT AND MATERIALS MAY DIFFER FROM THOSE STATED.

4 BEDROOM APARTMENT TYPE A.2



UNIT NO.	SUITE AREA		BALCONY AREA		TOTAL AREA	
	SQM	SQFT	SQM	SQFT	SQM	SQFT
217 317 417	222.56	2,395.62	51.16	550.68	273.72	2,946.30
517 617 717						

THE MIRRORED UNITS ARE DENOTED AS "M" AS MENTIONED ABOVE

4 BEDROOM APARTMENT TYPE B.1



UNIT NO.	SUITE AREA		BALCONY AREA		TOTAL AREA	
	SQM	SQFT	SQM	SQFT	SQM	SQFT
816	211.22	2,273.55	76.85	827.21	288.07	3,100.76

THE MIRRORED UNITS ARE DENOTED AS "M" AS MENTIONED ABOVE

4 BEDROOM APARTMENT TYPE B.2



UNIT NO.	SUITE AREA		BALCONY AREA		TOTAL AREA	
	SQM	SQFT	SQM	SQFT	SQM	SQFT
916 1016	211.22	2,273.55	57.25	616.23	268.47	2,889.79

THE MIRRORED UNITS ARE DENOTED AS "M" AS MENTIONED ABOVE

PENTHOUSE APARTMENT TYPE A.1




UNIT NO.	SUITE AREA		BALCONY AREA		TOTAL AREA	
	SQM	SQFT	SQM	SQFT	SQM	SQFT
1113	343.60	3,698.48	276.69	2,978.27	620.29	6,676.75

THE MIRRORED UNITS ARE DENOTED AS "M" AS MENTIONED ABOVE




DISCLAIMER: PLANS, DETAILS AND UNIT ORIENTATION INCLUDED ARE INDICATIVE ONLY AND ARE SUBJECT TO CHANGE BY THE DEVELOPER/SELLER AT ITS SOLE DISCRETION WITHOUT NOTICE AND/OR LIABILITY. ALL IMAGES, INCLUDING FEATURES, FINISHES, FURNISHINGS, VIEW AND SCALE ARE ILLUSTRATIVE ONLY. FINAL AREAS, ORIENTATION, DIMENSIONS, LAYOUT AND MATERIALS MAY DIFFER FROM THOSE STATED.



DISCLAIMER: PLANS, DETAILS AND UNIT ORIENTATION INCLUDED ARE INDICATIVE ONLY AND ARE SUBJECT TO CHANGE BY THE DEVELOPER/SELLER AT ITS SOLE DISCRETION WITHOUT NOTICE AND/OR LIABILITY. ALL IMAGES, INCLUDING FEATURES, FINISHES, FURNISHINGS, VIEW AND SCALE ARE ILLUSTRATIVE ONLY. FINAL AREAS, ORIENTATION, DIMENSIONS, LAYOUT AND MATERIALS MAY DIFFER FROM THOSE STATED.





DISCLAIMER: PLANS, DETAILS AND UNIT ORIENTATION INCLUDED ARE INDICATIVE ONLY AND ARE SUBJECT TO CHANGE BY THE DEVELOPER/SELLER AT ITS SOLE DISCRETION WITHOUT NOTICE AND/OR LIABILITY. ALL IMAGES, INCLUDING FEATURES, FINISHES, FURNISHINGS, VIEW AND SCALE ARE ILLUSTRATIVE ONLY. FINAL AREAS, ORIENTATION, DIMENSIONS, LAYOUT AND MATERIALS MAY DIFFER FROM THOSE STATED.



CONTACT US

Mobile: +971 52 554 9435

Email: info@propjunction.org

www.propjunction.ae/projects/erin-central-park

ADDRESS

B301, Metha plaza Building,

Oud Metha, Dubai